

BLADE 20W SOLAR LIGHT (V2)



Features

The SLD Blade range offers all-in-one, stylish, and functional solar lighting. Independently pivoting LED modules permit full control over the direction and distribution of the lighting pattern and if required allows panel to be orientated for maximum photovoltaic conversion. Our custom designed MPPT solar charge controller has IOT capability pre-installed and is initiated by adding a network gateway. Bird spikes and post mount brackets standard features. The balance of a premium LiFePO4 battery combined with the exceptional light output achieved by 195 lumen/watt Phillips LED's, all controlled by a programmable smart lighting program, delivers superior dusk to dawn lighting and high levels of autonomy. Column or wall installation brackets are available ensuring ease of installation without the need for trenching, cabling, or an electrician.

Stylish and functional solar lighting

Pivoting LED modules deliver lighting control

Programmable smart lighting

Pre-installed IOT capability

Ideal for illuminating paths, cycleways, and medium size areas

190 lumen/watt LED output

Integrated all-in-one design

Mounting height of 3 - 6 metres

Premium-grade solar lighting. Fully sealed cast aluminium body in a powder coated black finish

Custom brackets or powder coated poles manufactured on request

10 year warranty for faulty workmanship or component failure not influenced by external means

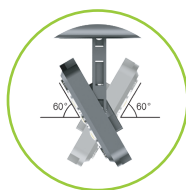



Luminaire Height 3 - 6 m


Lumen Output 3900 lm

LED Output 20W

BLADE 20W SOLAR LIGHT (V2) SPECIFICATION



Rotatable LED Module
(Standard feature)

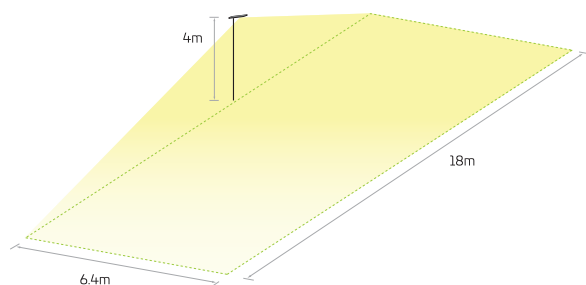


Bird Spike
(Standard feature)



Pre-installed
(Standard feature)

Lighting Distribution Dimensions



Applications

Path and cycleways | Car parks | Security lighting

Technical Data

Solar Panel Wattage	40W
LED Output	20W
Lumen Output	3900 lm
Battery Type	LiFePO4
Battery Specifications	12.8V 18AH (230.4Wh)
Autonomy	Setting Dependant
Correlated Colour Temp (CCT)	5000K
Fixture Size	690 (l) x 369 (w) x 340 (h) mm
Light Source	Philips LEDs
Recharge	Setting Dependant
Mounting Height	3 - 6 metres
Mounting	60mm column - 60mm spigot
Finish	Powder coat satin black
Warranty Period	10 years
SKU	SOLL20/BV2

Default Mode of Operation

Default program - The P.I.R. (Passive infrared) sensor is activated by movement and acts as an energy saving feature. The unit will operate at 30% output adjusting to 100% output when the PIR is activated, returning to 30% output when no movement is detected.

Custom Programming – Custom lighting programs to suit specific lighting requirements.

As we continue to improve the products function and/or design specifications and data provided may change without notice. Errors and omissions accepted.

BLADE 20W SOLAR LIGHT (V2) SPECIFICATION

Popular Factory Set Programming Options



100% Output
 45% Constant Output
 PIR Motion Sens or 30% - 100% Output

Site specific customised modes of operation including, PIR/timer combinations, lumen output changes, timed output and constant output programs are available

PIR MOTION SENSOR

The P.I.R. (Passive infrared) sensor is activated by movement, reducing light pollution and acting as an energy saving feature.

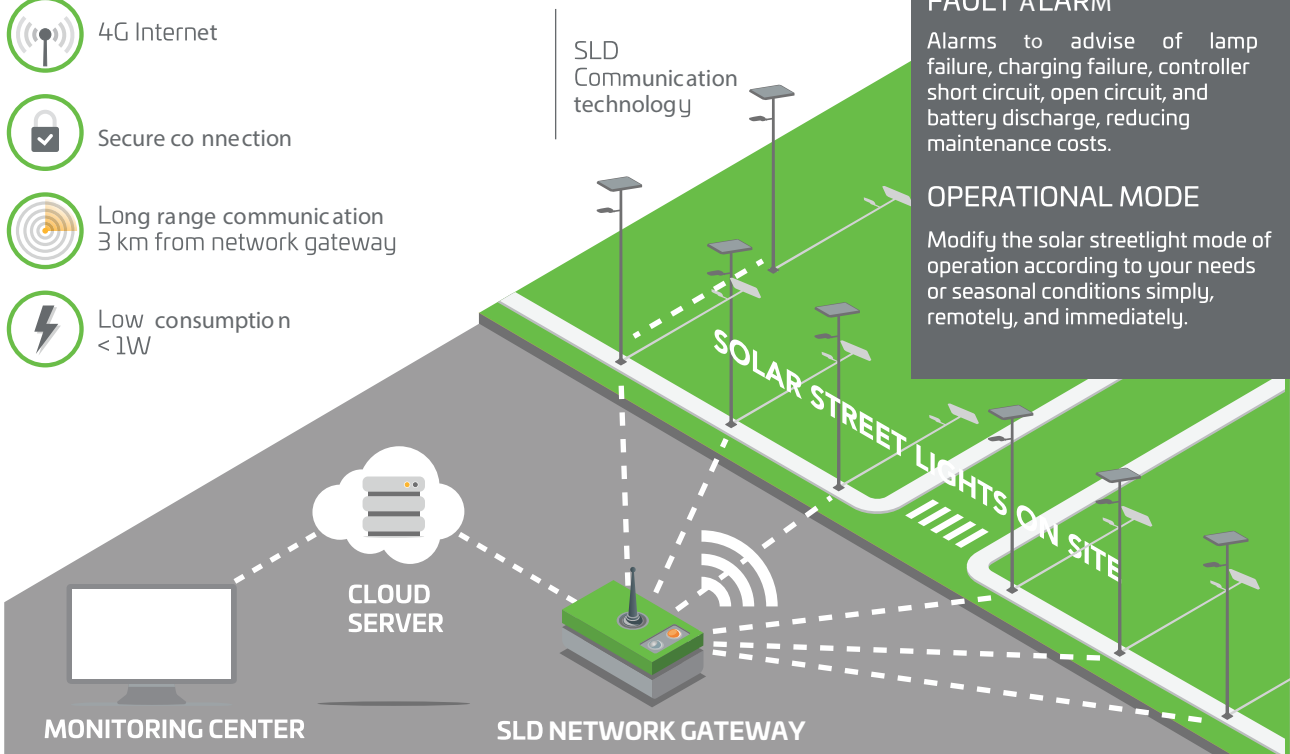


OPTIONAL

REMOTE MONITORING SLD GATEWAY

As part of our continuous effort for to offer the most innovative products Solar Lighting Designs have developed an IOT based remote monitoring and control platform of our solar streetlights. The SLD Network Gateway uses low frequency technology to monitor and control, in real time, individual or groups of solar streetlights.

- 4G Internet
- Secure connection
- Long range communication
3 km from network gateway
- Low consumption
< 1W



GLOBAL MANAGEMENT

Run diagnosis and control remotely from a monitoring centre providing real time data on all connected solar streetlights from one screen.

FAULT ALARM

Alarms to advise of lamp failure, charging failure, controller short circuit, open circuit, and battery discharge, reducing maintenance costs.

OPERATIONAL MODE

Modify the solar streetlight mode of operation according to your needs or seasonal conditions simply, remotely, and immediately.

As we continue to improve the products function and/or design specifications and data provided may change without notice. Errors and omissions accepted.