

BLADE 10W SOLAR LIGHT



Features

The Blade range offers all-in-one, stylish, and functional solar lighting. Independently pivoting LED modules permit full control over the direction and distribution of the lighting pattern and if required allows panel to be orientated for maximum photovoltaic conversion. Anti-theft alarm and bird spikes are standard features. CCTV, Bluetooth diagnostics and lighting control from a mobile device are optional. The balance of a premium LiFePO4 battery combined with the exceptional light output achieved by 220 lumen/watt Phillips LED's, all controlled by a programmable smart lighting program, delivers superior dusk to dawn lighting and autonomy exceeding five nights. Column or wall installation brackets are available ensuring ease of installation without the need for trenching, cabling, or an electrician.

Stylish and functional solar lighting

Pivoting LED modules deliver lighting control

Programmable smart lighting

Automatic dusk to dawn programmable lighting

Ideal for illuminating path and cycleways, small car parks, security lighting

220 lumen/watt LED output

Integrated all-in-one design

Mounting height of 3 - 4 metres

Premium grade solar lighting. Fully sealed cast aluminium body in a powder coated black finish

Custom brackets or powder coated lighting columns manufactured on request

5 year warranty for faulty workmanship or component failure not influenced by external means

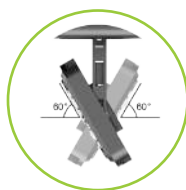



Luminaire Height 3 - 4m

Lumen Output 2205 lm

LED Output 10W


BLADE 10W SPECIFICATION



Rotatable LED Module
(Standard feature)

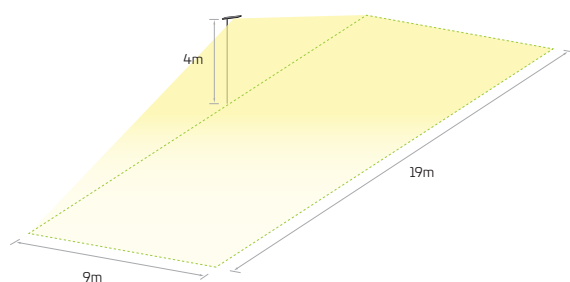


Bird Spike
(Standard feature)



Security Camera
(Optional feature)

Lighting Distribution Dimensions



Applications

Path and cycleways | Small car parks | Security lighting

Technical Data

Solar Panel Wattage	30W
LED Output	10W
Lumen Output	2205 lm
Battery Type	LiFePO4
Battery Specifications	12.8V 12AH (154Wh)
Autonomy	> 5 nights
Correlated Colour Temp (CCT)	6000K
Fixture Size	633 (l) x 365 (w) x 211 (h) mm
Light Source	Philips 5050 LED
Recharge	4 hours
Mounting Height	3 - 4 metres
Mounting	60mm column - 60mm spigot
Finish	Powder coat satin black
Warranty Period	5 years
SKU	SOLL10/B

Mode of Operation

Default program - The P.I.R. (Passive infrared) sensor is activated by movement and acts as an energy saving feature. The unit will operate at 40% output adjusting to 100% output when the PIR is activated, returning to 40% output when no movement is detected.

Custom Programming - Custom lighting programs to suit specific lighting requirements.

As we continue to improve the products function and/or design specifications and data provided may change without notice. Errors and omissions accepted.