


SLD TRAILER LIGHTING TOWER



Features

The SLD Trailer Solar Lighting Tower is ideal for silent and fuel free, temporary, or semi-permanent illumination of car parks, construction sites, mining camps, events, and roadworks. The included features of this model ensure ease of transport and minimal setup time on site.


Three premium 200 Amp Hour LiFePO4 batteries combined with the light output achieved by the 160 lumen/watt pivoting LED's deliver superior dusk to dawn lighting. The exceptional 96,000 lumen output is dimmable in 25% increments further increasing the autonomy. The mast hydraulically raises the 6 x 100w hydraulically adjustable LED's to an impressive 9mtrs to illuminate up to 7500Sq.m. 4 x 575w interlocking solar panel solar panels are hydraulically tilted ensuring maximum photovoltaic conversion and minimum recharge time.



Luminaire Height	Up To 9m
Lumen Output	96000 lm
LED Output	6 x 100w

- Up to 5700 Sqm of illumination
- Easily transported and relocated
- Minimal set up time on site
- Constant output lighting (no PIR)
- Ideal for temporary or semi-permanent illumination
- Up to 96,000 lumen
- Dimmable in 25% increments
- Inbuilt customisable smart programs
- Hydraulic mast, LED, and solar panel adjustment
- Telescopic mast extends up to 9 metres
- Includes inverter and 240V charger
- 2 year warranty for faulty workmanship or component failure not influenced by external means

SLD TRAILER LIGHTING TOWER SPECIFICATION



Mode of Operation

The SLD Relocatable Lighting Tower features 4 smart programming modes.

- Manual on/off
- Automatic dusk on/dawn off
- Programmable lighting periods
- Programmable timer control

Please see the complete instruction manual for in-depth explanations of the above modes.

Use the QR code to view footage of the SLD Trailer Lighting Tower in operation.

As we continue to improve the products function and/or design specifications and data provided may change without notice. Errors and omissions accepted.

SLD TRAILER LIGHTING TOWER SPECIFICATION

General Data

Dimensions (collapsed)	3600 x 1640 x 2450mm
Dimensions (full extension)	3600 x 3300 x 9250mm
Weight	2000kg
System Voltage	12.8V
Wind Rating (full extension)	117km
Warranty	2 Years
SKU	MLT2300

Lighting Data

LED Light Head	6 x 100w
Lumen Output (25% Output)	24000 lm
Lumen Output (50% Output)	48000 lm
Lumen Output (75% Output)	72000lm
Lumen Output (100% Output)	96000lm
Correlated Colour Temp (CCT)	5000K
Protection Class	IP65

Power Bank Data

Solar Panel Wattage	4 x 575W
Solar Panel Angle	30°~ 38° Hydraulic Lifted
Recharge (100% output for 10 hours)	9.3 Hours
Battery Type	LiFePO4
Battery Specifications	3 x 25.6V 200AH (15360Wh)
Lighting Time (25% Output)	76.8 Hours
Lighting Time (50% Output)	38.4 Hours
Lighting Time (75% Output)	25.6 Hours
Lighting Time (100% Output)	19.2 Hours

240v Charger Data (Included)

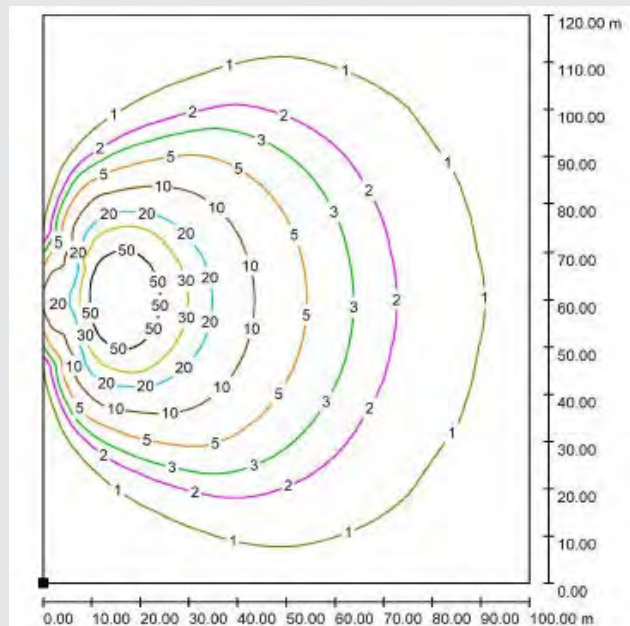
Rated Power	2.5kW/2.5kVa
Input Voltage	AC240V
Charger Time (100% output for 10 hours)	3 Hours



Mast and Trailer Data

Mast Finish	Galvanised Steel
Fasteners	304 Grade Stainless Steel
Wire Rope	316 Grade Stainless Steel
Height (full extension)	9 m
Lifting method	Hydraulic
Axle	Single Suspension Electric Brake
Forklift Pockets	2
Wheels	2 x 15 inch

Dialux Data



As we continue to improve the products function and/or design specifications and data provided may change without notice. Errors and omissions accepted.

SLD TRAILER LIGHTING TOWER SPECIFICATION

Hydraulic LED Light Heads



Inverter & 240V Charger



Hydraulic Solar Panel Lift




4 x 575w Solar Panels



3 x 200ah LiFePO4 Batteries



System Control Panel



As we continue to improve the products function and/or design specifications and data provided may change without notice. Errors and omissions accepted.