

# ATLAS 100W SOLAR LIGHT



## Features

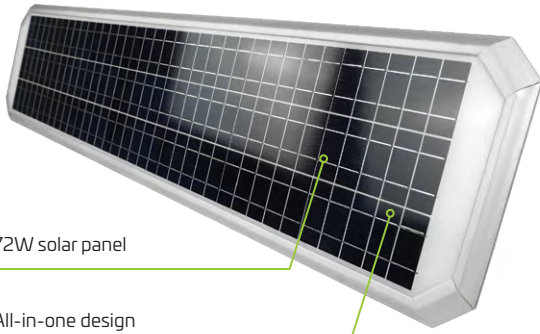
The Atlas range of solar lighting is available in multiple light intensity outputs to cater for applications from dog parks, path and cycleways to large area car park lighting. All models feature versatile and easily selectable built-in programs that change the mode of operation allowing one light to adapt to multiple applications. The integrated design incorporates a high-efficiency solar panel, Lithium-ion battery and LED array in one, easy to install package without the need for trenching, cabling or an electrician.

- Programmable modes of operation
- Automatic dusk to dawn lighting
- Ideal for illuminating roadways and carparks
- > 7 nights autonomy
- Integrated all-in-one design
- Mounting height of 8 - 10 metres
- Fully sealed cast aluminium body in a stain natural finish
- Commercial-grade solar lighting. Custom brackets or poles manufactured on request
- Stainless steel anti-vandal protection screens available
- 3 year warranty for faulty workmanship or component failure not influenced by external means




Luminaire Height	8 - 10m
Lumen Output	10800lm
LED Output	100W

# ATLAS 100W SPECIFICATION



72W solar panel

All-in-one design



45AH 14.8V (693Wh)  
Lithium-ion battery

Satin natural  
aluminium finish

On/off and lighting mode  
control button

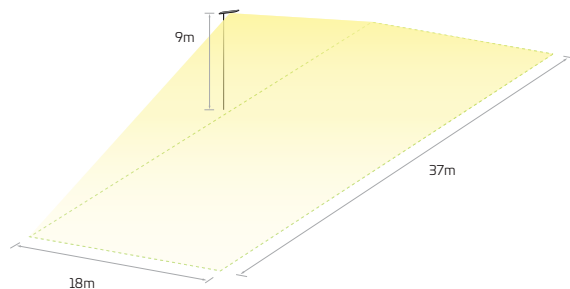
Motion sensor

Indicator light

160x OSRAM 3030 LED



Lighting Distribution Dimensions



## Applications

Large area lighting | Car park lighting | Factory hard stand lighting

## Technical Data

Solar Panel Wattage	72W
LED Output	100W
Lumen Output	10800 lm
Battery Type	Lithium-ion
Battery Specifications	45AH 14.8V (693Wh)
Autonomy	> 7 nights
Correlated Colour Temp (CCT)	6000K
Fixture Size	1536 (l) x 381 (w) x 84 (h) mm
Light Source	160x OSRAM 3030
Recharge	4 - 6 hours
Mounting Height	8 - 10 metres
Mounting	90mm column - 60mm spigot
Finish	Satin natural aluminium finish
Warranty Period	3 years
SKU	SOLL100

## Mode of Operation

**Mode 1:** Red indicator light. 30% output until the PIR is activated, operating at 100% until no movement is detected, returning to 30%

**Mode 2:** Green indicator light. 5 hours 100% output then 25% output until the PIR is activated, operating at 100%. 2 hours before dawn, mode changes to a constant 70% output until dawn

**Mode 3:** Orange indicator light. constant 70% output dusk until dawn

As we continue to improve the products function and/or design specifications and data provided may change without notice. Errors and omissions accepted.